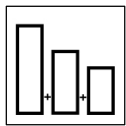


ISM3 ISOFAN MARINE CLASSIC (SM300 or colours from SM390)

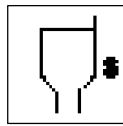


1000 ml
1000 ml
200-400 ml

1+1+0,3

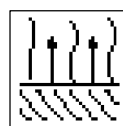


N° coats: 2-3



Ford 4


18-23"



3 h at 20°C



30-50 µ



24 h at 20°C

Description

Topcoat

2K topcoat for the yachting field. Formulated with polyester resins it is especially recommended for brush or roller/brush application above the waterline (upper works).

Colour

Available in the standard colour ranges **Yachting Colour Master pastello** and **Yachting solid colour selection pastello**.

Some colours require the application of an undercoat to optimise opacity. For further details see the price list.

Characteristics

- Excellent hardness
- Good flow
- Good gloss
- Good resistance in the marine field
- Easy application

Specific weight (part A – SM300 ISOFAN MARINE CLASSIC BINDER WHITE) : 1.37 g/ml

Specific weight (part A – SM390 ISOFAN MARINE CLASSIC BINDER NEUTRAL) : 1.07 g/ml

Specific weight (part B – SM650 ISOFAN MARINE BRUSH HARDENER) : 1.02 g/ml

Specific weight (part B – SM655 ISOFAN MARINE SPRAY HARDENER) : 1.03 g/ml

Substrate preparation

Stoppani epoxy primers

Dry sanding with P 280-320 paper

Stoppani polyurethane undercoats

Dry sanding with P280-320 paper

Old thermohardening coatings

Carry out a compatibility test by painting a small part of the hull or by doing a solvent test. In case of softening or matting dry sand with P 280-320 paper and remove the old coating completely.

Application

By brush or roller/brush or with pressure feed spray gun

Application conditions:

Relative humidity < 80%

Temperature >10 °C <35°C

Substrate temperature 5° C> dew point

NOTE: In order to obtain the maximum product flow, it is recommended to apply a first coat with a polyurethane roller, then immediately after the application strongly apply the product with a dry brush by cross coats and finish with vertical brush coats. After drying, sand the surface with abrasive paper p400 and apply the following coats until the required covering has been obtained.

The best result is obtainable by applying the first coat at the minimum dilution in order to maximise the covering power and, after sanding, by applying the following coats at the maximum dilution in order to maximise the flow.

It is recommended to use a flat brush such as a "spalter" and solvent resistant polyurethane rollers with closed cells.

Mixing ratio

ROLLER/BRUSH

White and derived colours

		Volume	Weight
ISM3	ISOFAN MARINE CLASSIC..... A	1000 ml	1000 g
SM650	ISOFAN MARINE BRUSH HARDENER.....B	1000 ml	750 g
SM720	ISOFAN MARINE RETARDANT.....C	200-400 ml	150-350 g

Colours

		Volume	Weight
ISM3	ISOFAN MARINE CLASSIC A	1000 ml	1000 g
SM650	ISOFAN MARINE BRUSH HARDENER.....B	1000 ml	950 g
SM720	ISOFAN MARINE RETARDANT.....C	200-400 ml	200-400 g

The product can also be sprayed with the hardener **SM655** in 1:1 mixing ratio by volume and **30-50%** thinner SM720 ISOFAN MARINE RETARDANT by volume. Optimum spray viscosity: 18-19" Ford Cup 4. Theoretical coverage A+B: 12 m² for 1l mixture at 40µ film thickness.

The product is not compatible with thinners SM780 ISOFAN MARINE SLOW THINNER and SM715 ISOFAN MARINE FAST THINNER. It is compatible with thinner SM700, even if its use is not recommended.

Spray viscosity: Ford Cup 4 18-23"

Pot life 4 h at 20°C

N° of coats: 2-3 coats by roller/brush

Recommended film thickness: 30-50 µ dry (n°2 coats by roller of 40-60µ wet each)

Minimum interval between coats: 48 h by roller, 60' by spray

Theoretical coverage mix A+B: WHITE 11.2 m² - COLOURS* 12.6 m² by 1 l mixture at 40µ film thickness

Theoretical coverage mix A+B+C : WHITE 10.9 m² - COLOURS * 12.4 m² by 1 l mixture at 40µ film thickness

Solids content by volume mix A+B: WHITE 44.9% - COLOURS 50.7%

Solids content by volume mix A+B+C maximum dilution: WHITE 43.8% - COLOURS 49,5%

* The value is purely indicative and can slightly change according to the colour

Drying

	10°C	20°C	35°C
Overcoatable by roller/brush after	min. 4 days max. 60 days	min. 48 h max. 30 days	min. 24 h max.15 days

Over coating

The product doesn't require any clearcoat; dark colours that are sensitive to scuff marks, can be over coated with clearcoat S31753 VERNICE STARGLOSS CLEAR UV, in order to improve their resistance.

In this case the dry-on-dry system can be carried out to produce the highest flow: prepare the surface of ISM CLASSIC by sanding with suitable abrasive fine paper P400.

TECHNICAL DATA SHEET N° S190-GB UPDATED 10/2014

All information contained in this data sheet is the result of carefully controlled tests and is correct to the best of Lechler's knowledge at the time of issue. Since conditions of use are beyond the control of the manufacturer, information contained herein is without warranty, implied or otherwise, and final determination of the suitability of any information or material for the use contemplated and the manner of use is the sole responsibility of the user. FOR PROFESSIONAL USE ONLY.



Lechler S.p.A. 22100
COMO ITALY - Via Cecilio, 17
Tel. +39.031 586 111 - Fax +39.031 586 206
info@lechler.eu www.lechler.eu